

JRA Horse-Racing Saddle Cloth Nonslip Sheet Explanatory Diagrams

① Safety

● This is a sheet to aim at reinforcing safety for falling off a horse and also at preventing the saddle cloth from slipping out of place being caused by vigorous movements during a horse race by heat-pressing this nonslip sheet on the saddle cloth being made of felting.

② Manufacturing process (heat-pressing)

● After screen-printing special nonslip ink on release papers, the ink is transcribed onto the saddle cloth by heat-press.

Heat-pressed at approximately 160°C / 8 seconds.

③ Heat-pressing position

● Nonslip can be effective on the portion only where to lay the cloth on top of the saddle by making the most of the material itself of the saddle cloth. In addition, the position where the saddle is placed can be adjustable by marking the center of up and down on both the releasing paper and the nonslip printing surface.


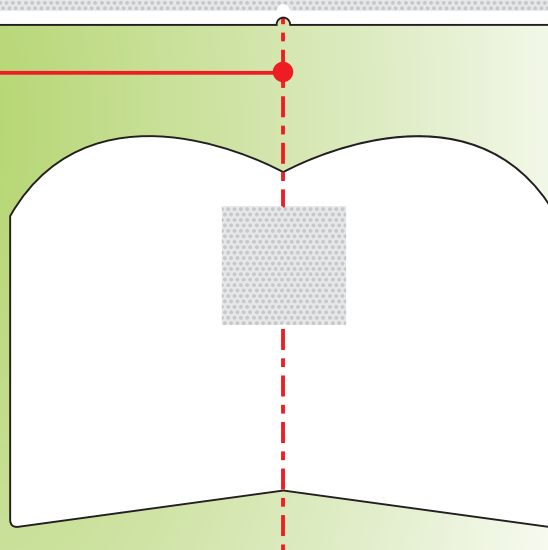
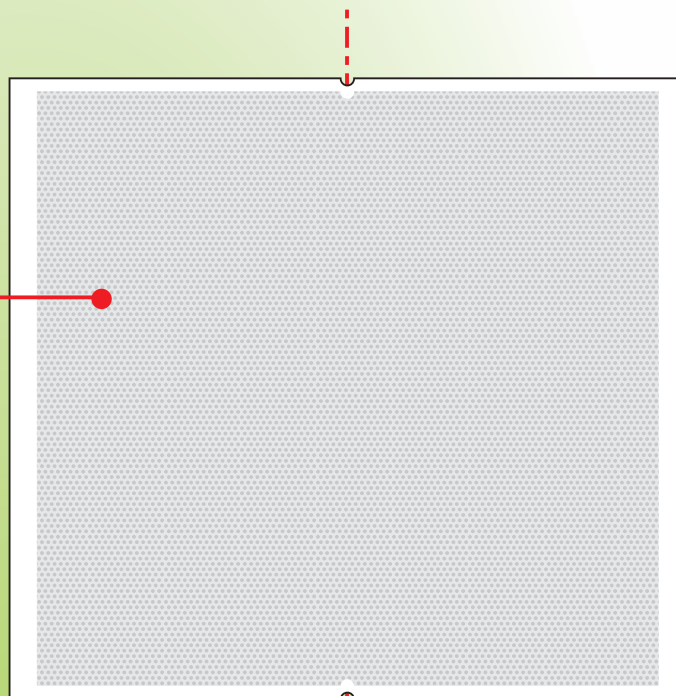
④ Subject

● A subject is made of cloth, polyester fiber and nylon (weak water-repellent).

※ In addition, contact degree can be heightened by improvement of an ink.

⑤ Keeping period

● Only the necessary quantity of printed transcription sheet can be used at a time and the rest can be kept as a stock for 6 months at the longest.



⑥ Name of horse

● A name of horse can be printed on each saddle cloth using the system of our own development.

⑦ Environment and recycle

● We have built a recycling system and have been using recycled polyester cotton, whose raw material comes from PET bottles which were discharged as garbage at racecourses, to make this saddle cloth. (6 PET, 500 ml containable, bottles are needed to make one piece of saddle cloth.)